


Radio-frequency Cables



Cable Solutions for Industries

THE QUALITY CONNECTION

LEONI

Wire • Cable • Wiring Systems

LEONI Special Cables

LEONI Special Cables stands for many years of experience and innovation within the field of cables and cable systems. As a member of the LEONI group we manufacture top quality products and services as part of a dynamic and rapidly growing company.

We are one of the leading manufacturers of special cables and cable systems with production sites in Europe and Asia.

Fields of application:

- Telecommunication
- Mobile radio
- Medical Equipment
- Automation
- Plant Engineering
- Traffic Engineering
- Data Systems Engineering



Cable Solutions for Industries



- 4** Coaxial cables, disc-tube construction – 75 Ω
- 6** Coaxial cables – 75 Ω
- 8** Coaxial cables – 50 Ω
- 12** Coaxial cables – special constructions
- 14** Balanced pair cables – 120 Ω
- 16** Balanced pair cables – 150 Ω
- 17** Balanced pair cables, special constructions
- 18** Customer benefit by means of quality and flexibility

Edition: May 2006

Coaxial cables, disc-tube construction

CATWay, QKX

75 Ω coaxial cable

for the CATV trunk area

Type: 2YHOK2Y 3.3/13.5-75

Order-No.: V45460-D 21-B436



Application

These cables are used to transfer both analogue and digital signals with a very wide bandwidth (up to around 1 GHz). They allow bi-directional communication, data transfer, television and interactive services, such as Internet or homeworking. They can be installed in conduits and cable ducts or directly buried.

Construction

Commonly high quality copper wire is used for the inner conductor.

The dielectric is a non-conductive material, ideally air. To reduce the dielectric losses of the insulation, cavity insulation is often used for trunk area and distribution area cables with PE discs ensuring the centricity of the inner conductor. The disc-tube dielectric is notable for its very good attenuation values.

The outer conductor of the coaxial outdoor cables is particularly important since it protects against radiation and irradiation of electric energy. It is made of an overlapping or welded copper band – this design is in particularly widespread use in the network operated by Deutsche Telekom since it offers the best possible protective effect.

The external sheath, which is the last structural element of the coaxial cable, is made of PE or FRNC.

Constructions are available in accordance with DIN VDE, MIL, BS UL, CSA Deutsche Telekom specification 6145-3300 or Dutch PTT specification.

Conductor	Annotation	Type designation	Outer- Ø	Copper value	Net weight	Deliv. length	Pack- aging	Order-Number
			mm	kg/km	kg/km	m		
1.7/6.9; bare wire	distribution area 6dB	2YHOTEK2Y 1.7/6.9-75 GN	10.4	51	106	2000	drum	V45460-D 17-B 6
1.7/6.9; bare wire	distribution area 6dB	2YHOTEK2Y 1.7/6.9-75 SW	10.4	51	106	2000	drum	V45460-D 17-B 26
1.7/6.9; bare wire	distribution area 6dB, green longitudinal marking	2YHOTEK2Y 1.7/6.9-75 SW	10.4	51	105	2000	drum	V45460-D 17-B 46
1.7/6.9; bare wire	CATWay distribution area 6dB	2YHOTEK2Y 1.7/6.9-75 SW	10.4	51	106	2000	drum	V45460-D 17-B176
1.7/6.9; bare wire	CATWay distribution area 6dB	2YHOTEK2Y 1.7/6.9-75 SW	10.4	51	106	500	drum	V45460-D 17-B176-L6
1.7/6.9; bare wire	CATWay distribution area 6dB	2YHOTEK2Y 1.7/6.9-75 SW	10.4	51	106	1000	drum	V45460-D 17-B176-L7
1.7/6.9; bare wire	distribution area 6dB	2YHOTEK2Y 1.7/6.9-75 SW	10.4	51	106	500	drum	V45460-D 17-B186
1.7/6.9; bare wire	distribution area 6dB	2YHOTEK2Y 1.7/6.9-75 SW	10.4	51	106	1000	drum	V45460-D 17-B196
1.7/6.9; bare wire	distribution area 6dB, supporting strand	2YHOTEK2YT2Y 1.7/6.9-75 SW	12.4	51	218	1000	drum	V45460-D 17-B 36
1.7/6.9; bare wire	distribution area 6dB, armoured	2YHOTEK2YB2Y 1.7/6.9-75 (2B0,2VZK) GN	15.2	51	288	1000	drum	V45460-D 17-B 16
1.7/6.9; bare wire	distribution area 6dB, FRNC, armoured	2YHOTEK2YB2Y 1.7/6.9-75 GN FRNC (3B0,3 VZK)	15.2	51	356	1000	drum	V45460-D 17-B156
2.2/8.8; bare wire	CATWay distribution area NKx	2YHOTEK2Y 2.2/8.8-75 SW	12.2	112	177	1000	drum	V45460-D 19-B176
2.2/8.8; bare wire	distribution area NKx, lightning protection	2YHOTEK2YD2Y 2.2/8.8-75 (CU16)	18.1	300	443	1000	drum	V45460-D 19-B206
3.3/13.5; bare wire	CATWay trunk area 3dB	2YHOTEK2Y 3.3/13.5-75 SW	18.0	165	313	1000	drum	V45460-D 21-B426
3.3/13.5; bare wire	trunk area 3dB	2YHOTEK2Y 3.3/13.5-75 SW	18.0	165	308	1200	drum	V45460-D 21-B156
3.3/13.5; bare wire	trunk area 3dB	2YHOTEK2Y 3.3/13.5-75 SW	18.0	166	312	700	drum	V45460-D 21-B416
3.3/13.5; bare wire	trunk area 3dB	2YHOTEK2Y 3.3/13.5-75 GN	18.2	165	311	1200	drum	V45460-D 21-B126
3.3/13.5; bare wire	trunk area 3dB	2YHOTEK2Y 3.3/13.5-75 GN	18.0	165	310	1000	drum	V45460-D 21-B186
3.3/13.5; bare wire	trunk area 3dB, supporting strand	2YHOTEK2YT2Y 3.3/13.5-75 SW	20.8	165	526	600	drum	V45460-D 21-B166
3.3/13.5; bare wire	trunk area 3dB, armoured	2YHOTEK2YB2Y 3.3/13.5-75 (2B0,3VZK) GN	23.4	165	633	600	drum	V45460-D 21-B136
3.3/13.5; bare wire	CATWay trunk area QKx	2YHOTEK2Y 3.3/13.5-75 SW	16.8	201	310	1000	drum	V45460-D 21-B436

Coaxial cables


with solid or foamed PE dielectric – 75 Ω

CATWay

75 Ω coaxial cable for the CATV drop area

Type: 02YS(ST)C2Y 1.13/4.8-75 SW

Order-No.: V45466-D 12-C 6



CATWay, IKX

75 Ω coaxial cable for the CATV drop area

Type: 2YK2Y 1.1/7.3-75

Order-No.: V45466-D 18-B76



Application

Using 75 Ω coaxial cables, it is possible to transmit both analogue and digital signals with a very large bandwidth (they are also suitable for satellite receiver systems). They allow bi-directional communication, data transmission, television and interactive services such as Internet or homeworking. Depending on their construction the cables are used for in-house as well as for outdoor applications.

Construction

High quality solid copper or a copper clad steel wire is used for the inner conductor.

In principle a distinction is made between a solid PE and cellular PE dielectric. The cellularisation of the dielectric allows better attenuation values to be achieved compared to the solid PE version, whilst retaining the same dimensions. With modern techniques, a cellularisation level of up to 80 % (in other words up to 80 % air in the dielectric) is possible.

The external conductor of a copper cable is made of a welded copper band this design is in particularly widespread use in the network operated by Deutsche Telekom since it offers the best possible protective effect. Particularly for house cabling, but also in the drop area, cables with outer conductors made of copper or aluminium foil are used, which are fitted with a copper braid to provide additional screening.

The external sheath is made of PE, PVC or FRNC.

Constructions are available in accordance with DIN VDE, EN, IEC, CSA, Dutch PTT specification or Society of Telecommunications Engineers, INC.

Temperature range

PE	– 40 °C up to + 70 °C
PVC	– 20 °C up to + 70 °C
FRNC	– 20 °C up to + 70 °C
FEP	– 90 °C up to + 180 °C

Conductor	Annotation	Type designation	Outer- Ø	Copper value	Net weight	Deliv. length	Pack- aging	Order-Number
			mm	kg/km	kg/km	m		
0.3/1.6; copper clad steel silver plated strand	similar to RG179, UL-Style 1999	5YC6Y 0.3/1.6-75 LI STAKU VS BR	2.5	7	15	250	coil	V45462-D 12-F 7
0.3/1.6; copper clad steel silver plated strand	similar to RG179	6YC6Y 0.30/1.6-75 LI STAKU VS GN	2.5	7	15	500	coil	V45466-D 12-G 7
0.3/1.6; copper clad steel silver plated strand	similar to RG179	6YC6Y 0.30/1.6-75 LI STAKU VS BR	2.5	7	15	500	coil	V45466-D 12-G 17
0.3/1.6; copper clad steel silver plated strand	similar to RG179	6YC6Y 0.30/1.6-75 LI STAKU VS SW	2.5	7	15	500	coil	L45466-D 12-G 27
0.39/1.6 bare strand	UL-Style 1957	06YC6Y 0.39/1.6-75 LI WS	2.5	7	12	250	ring	V45466-D 12-N 7
2x0.39/1.6 silver plated strand	2 x coax	06YC6Y C6Y 2x0.39/1.6-75 LI VS WS	6.7	34	67	1000	drum	V45466-D 212-N 7
3x0.39/1.6 silver plated strand	3 x coax	06YC6Y C6Y 3x0.39/1.6-75 LI VS WS	7.1	44	83	1000	drum	V45466-D 112-N 7
12x0.39/1.6 bare strand	12 x coax	02YSC2Y Y 12x0.39/1.6-75 LI	10.8	74	111	1000	drum	V45466-D 212-C 25
0.3/1.95 bare wire		2YCCY 0.3/1.95-75	3.4	18	23	3000	drum	V45466-D 12-B 15
2x0.37/1.6 bare wire	2 x coax	02YCY Y 2x1x0.37/1.65-75 GR	3.8	13	31	2000	drum	V45466-D 12-C 5
0.4/2.5; copper clad steel bare wire	FTZ-Norm TL 6145-3300	2YCY 0.4/2.5-75 (Z2/5) STAKU	3.8	8	20	250	ring	V45466-D 1-B 5
0.4/2.5; copper clad steel bare wire	FTZ-Norm TL 6145-3300	2YCCY 0.4/2.5-75 (R2/100) STAKU	4.5	16	29	250	ring	V45466-D 1-B 15
0.4/2.5; copper clad steel bare wire	FTZ-Norm TL 6145-3300	2YCCY 0.4/2.5-75 (R2/100) STAKU GR	4.5	16	29	1000	drum	V45466-D 13-B 15-L7
0.4/2.5; copper clad steel bare wire	FTZ-Norm TL 6145-3300	2YCCY 0.4/2.5-75 (R2/100) STAKU GR	4.5	16	29	2000	drum	V45466-D 13-B 15-L8
0.4/2.5; copper clad steel bare wire	FTZ-Norm TL 6145-3300	2Y(MS)CY 0.4/2.5-75 (Z2/5) STAKU WS	4.8	19	35	1000	drum	V45466-D 1-B 25
0.4/2.5; copper clad steel bare wire	FTZ-Norm TL 6145-3300	2Y(MS)CY 0.4/2.5-75 (Z2/5) WS STAKU	4.7	19	34	250	ring	V45466-D 13-B 25-F5
0.4/2.5; copper clad steel bare wire		2Y(MS)CH 0.4/2.5-75 STAKU WS FRNC	4.8	19	36	250	ring	L45466-D 13-B 36
6x0.4/2.0 silver plated wire	6 x coax	02YS(ST)CY(ST)CY 6x0.4/2.0-75 VZN GR	12.8	103	212	1000	drum	V45466-D 313-C 5
12x0.4/2.0 silver plated wire	12 x coax	02YS(ST)CY (ST)CY 12x0.4/2.0 VZN GR	16.3	175	322	1000	drum	V45466-D 313-C 15
0.45/2.0 silver plated wire	UL-Style 1354	02YS(ST)CY 0.45/2.0-75 VS GR	3.4	8	16	250	ring	V45466-D 13-C 15
0.45/2.0 silver plated wire	UL-Style 1354	02YS(ST)CY 0.45/2.0-75 VS GR	3.4	8	16	1500	drum	V45466-D 13-C 45

Conductor	Annotation	Type designation	Outer- Ø	Copper value	Net weight	Deliv. length	Pack- aging	Order-Number
			mm	kg/km	kg/km	m		
0.45/2.0 silver plated wire	UL-Style 1354	02YS(ST)CY 0.45/2.0-75 VS GR	3.4	8	16	3000	drum	V45466-D 13-C 35
2x0.45/2.0 silver plated wire	2 x coax	02YS(ST)CYY 2x0.45/2.0-75 VS GR	8.5	18	76	250	ring	V45466-D 113-C 65
2x0.45/2.0 bare strand	flat cable 2 x coax	02YS(ST)CY 2x0.45/2.0-75 VS GR	3.4	16	33	3000	drum	V45466-D 113-C 25
4x0.45/2.0 silver plated wire	4 x coax	02YS(ST)CYY 4x0.45/2.0-75 VS GR	10.3	34	108	350	drum	V45466-D 113-C 45
8x0.45/2.0 silver plated wire	8 x coax	02YS(ST)CY 8x0.45/2.0-75 VS GR	10.5	108	161	2000	drum	V45466-D 113-C 5
8x0.45/2.0 silver plated wire	8 x coax	02YS(ST)CY 8x0.45/2.0-75 VS GR	10.5	108	161	400	drum	V45466-D 113-C 15
0.45/2.0 silver plated wire	UL-Style 1375, FRNC	02YS(ST)CH 0.45/2.0-75 VS GR FRNC	3.4	8	15	1500	drum	V45466-D 13-C 16
0.45/2.0 silver plated wire	UL-Style 1375, FRNC	02YS(ST)CH 0.45/2.0-75 VS GR FRNC	3.4	8	15	250	ring	V45466-D 13-C 16-F5
0.45/2.0 silver plated wire	UL-File E116 441	02YS12YC(MS)C6Y 0.45/2.0-75 VS WS	3.8	16	28	250	ring	V45466-D 13-C 17
0.45/2.0 silver plated wire	UL-File E116 441	02YS12YC(MS)C6Y 0.45/2.0-75 VS WS	3.8	16	28	1500	drum	V45466-D 13-C 17-L2
0.45/2.0 silver plated wire		02YS12YC(MS)CY 0.45/2.0-75 VS GR	3.8	16	25	250	ring	V45466-D 13-C 25
0.45/2.0 silver plated wire		02YS12YC(MS)CY 0.45/2.0-75 VS GR	3.8	16	25	1500	drum	V45466-D 13-C 25-L2
0.48/2.9 bare strand		2YCCH 0.48/2.95-75 LI SW	5.8	40	57	2000	drum	V45466-D 13-B 26
0.5/3.0 silver plated wire	FTZ-Norm TL 6145-3300	2YC(MS)CY 0.5/3.0-75 VS WS (Z2/5)	6.0	29	53	250	ring	V45466-D 2-B 25
0.5/3.0 silver plated wire	FRNC	2YC(MS)CH 0.5/3.0-75 VS WS FRNC	6.0	29	51	2000	drum	V45466-D 14-B106
3x0.5/2.4 bare strand	UL-Style 20351 3 x coax	02YCYC11Y 3x0.5/2.4-75 LI PETROL	11.5	96	177	1000	drum	V45466-D 113-C 8
5x0.5/2.4 bare strand	5 x coax monitor cable	02YCYC11Y 5x0.5/2.4-75 LI SW	11.8	101	167	1000	drum	V45466-D 113-C 18
5x0.5/2.4 bare strand	UL-Style 2560, 5x coax monitor cable	02SYCY Y 5x0.5/2.4-75 LI GR	12.3	80	192	1000	drum	V45466-D 113-C 55
0.51/2.3 tin plated wire		02YSCCY 0.51/2.3-75 VZN GR	3.7	18	24	1100	drum	V45466-D 13-C 65
0.51/2.3 tin plated wire		02YSCYCCY 0.51/2.3-75 VZN GR	5.2	33	47	3000	drum	V45466-D 13-C 55
0.51/2.3 tin plated wire		02YSCCYCY 0.51/2.3-75 GR 7000	5.0	31	45	3000	drum	V45466-D 13-C 75

Conductor	Annotation	Type designation	Outer- Ø	Copper value	Net weight	Deliv. length	Pack- aging	Order-Number
			mm	kg/km	kg/km	m		
0.54/2.4 tinned strand		02YSCCY 0.54/2.45 LI VZN WS	4.5	29	36	2000	drum	V45466-D 13-C 85
0.6/3.7 bare wire	similar to RG 59	2YCY 0.6/3.7-75 GN	5.4	17	36	1000	drum	V45466-D 14-B185
0.6/3.7 tinned strand	UL-Style 1354, similar to RG 59	2YCY 0.6/3.7-75 LI VZN	5.9	29	55	1000	drum	V45466-D 14-B295
0.6/3.7; copper clad steel, bare wire	similar to RG 59, cold- resistant to – 40 °C	2YCY 0.6/3.7-75 STAKU KF40 SW	6.2	26	51	1000	drum	V45461-D 14-B 5
0.6/3.7 bare wire	FRNC, similar to RG 59	2YCH 0.6/3.7-75 SW FRNC	6.0	17	44	2000	coil	V45466-D 14-B 86
0.6/3.7 bare wire	FRNC, similar to RG 59	2YCH 0.6/3.7-75 GN FRNC	6.0	18	45	2000	coil	V45466-D 14-B 96
0.6/3.7; copper clad steel, bare wire	Triax, cold-resistant to – 25 °C	2YCYCY 0.6/3.7-75 STAKU SW KF25	9.4	99	149	500	drum	V45466-D 14-B245
0.6/3.7; copper clad steel, bare wire	Triax, cold-resistant to – 25 °C	2YCYCY 0.6/3.7-75 STAKU SW KF25	8.4	62	109	1000	drum	V45466-D 14-B105
0.6/3.7 tin plated strand	Triax, UL-Style 1107	2YCYCY 0.6/3.7-75 LI VZN	7.5	58	97	1000	drum	V45466-D 14-B305
0.6/3.7 bare wire	Triax, FRNC	2YCHCH 0.6/3.7-75 SW FRNC	8.2	43	85	3000	drum	V45466-D 14-B 76
0.6/2.8 bare wire	FRNC	02YS(ST)CH 0.6/2.8-75 GN FRNC	4.5	12	26	1000	drum	L45466-D 13-C 26
0.65/3.0; copper clad steel, bare wire	PE-sheath	02YSC2Y 0.65/3.0-75 STAKU SW	4.0	12	19	2100	drum	V45466-D 14-C 6
0.7/4.4 silver plated wire	FTZ-Norm TL 6145-3300	2YCY 0.7/4.4-75 (Z2/5) VS GR	6.0	24	50	250	ring	V45466-D 3-B 5
0.7/4.4 silver plated wire	FTZ-Norm TL 6145-3300	2YCCY 0.7/4.4-75 (R2/100) VS GR	7.4	41	76	250	ring	V45466-D 3-B 15
0.7/4.4 silver plated wire		2YC2Y(MS)CY 0.7/4.4-75 (Z2/5) VS WS	8.2	55	105	250	ring	V45466-D 3-B 25
0.75/4.8 bare wire	CATWay in-house cable	2Y(ST)CY 0.75/4.8-75 WS	6.8	24	60	500	drum	V45466-D 15-B445
0.75/4.8 bare wire	CATWay FRNC in-house cable	2Y(ST)CH 0.75/4.8-75 WS FRNC	6.8	24	54	500	drum	L45466-D 15-B216
0.75/4.8 bare wire	CATWay drop area	2YTKC2Y 0.75/4.8-75	7.0	34	63	2000	drum	V45466-D 15-B176
3x0.75/4.8 bare strand	3 x coax	2YCYCY 3x0.75/4.8-75 GR	17.2	154	375	500	drum	V45466-D 615-B 15
0.8/3.5 bare wire	CATWay in-house cable, series 59	02YS(ST)CY 0.8/3.5-75 WS	5.0	17	32	200	ring	V45466-D 14-C 25
0.8/3.5 bare wire	CATWay FRNC in-house cable	02YS(ST)CH 0.8/3.5-75 WS FRNC	5.0	17	29	200	ring	L45466-D 14-C 56

Conductor	Annotation	Type designation	Outer- Ø	Copper value	Net weight	Deliv. length	Pack- aging	Order-Number
			mm	kg/km	kg/km	m		
2x0.8/3.5 bare wire	CATWay FRNC In-house cable (flat)	02YS(ST)CH 2x0.8/3.5-75 WS FRNC STEG	5.4	34	65	100	ring	L45466-D 114-C 6
4x0.8/3.5 bare wire	CATWay FRNC In-house cable (flat)	02YS(ST)CH 4x0.8/3.5-75 WS FRNC STEG	5.4	69	130	200	drum	L45466-D 114-C 26
4x0.8/3.5 bare wire	CATWay in-house cable (flat)	02YS(ST)CY 4x0.8/3.5-75 WS STEG	5.4	69	147	200	drum	L45466-D 114-C 35
1.0/6.5 silver plated wire	FTZ-Norm TL 6145-3300	2YCY 1.0/6.5-75 (Z2/5) VS GR	8.2	42	90	250	ring	V45466-D 4-B 35
1.0/6.5 bare wire		2YCY 1.0/6.5-75	9.0	41	100	1000	drum	V45466-D 17-B195
1.0/4.6 bare wire	CATWay in-house cable, series 6	02YS(ST)CY 1.0/4.6-75 WS	6.8	28	57	500	drum	V45466-D 15-C 55
1.0/4.6 bare wire	CATWay FRNC in-house cable	02YS(ST)CH 1.0/4.6-75 WS FRNC	6.8	28	50	500	drum	L45466-D 15-C106
1.0/6.5 silver plated wire	FTZ-Norm TL 6145-3300	2YCCY 1.0/6.5-75 (R2/100) VS GR	9.3	68	120	250	ring	V45466-D 4-B 5
1.0/6.5 silver plated wire	FTZ-Norm TL 6145-3300	2YCCY 1.0/6.5-75 (R2/100) VS GN	9.3	68	120	250	ring	V45466-D 4-B 15
1.0/6.5 silver plated wire	FRNC	2YCCH 1.0/6.5-75 VS GR FRNC	9.3	68	117	1000	drum	L45466-D 17-B 86
1.0/6.5 silver plated wire	FTZ-Norm TL 6145-3300	2YC(MS)CY 1.0/6.5-75 VS WS	9.5	80	145	250	ring	V45466-D 4-B 55
1.0/6.5 silver plated wire	FTZ-Norm TL 6145-3300	2YC(MS)CY 1.0/6.5-75 VS WS	9.5	80	145	250	drum	V45466-D 17-B 55-L5
1.0/6.5 silver plated wire		2YC(MS)CY 1.0/6.5-75 (Z2/5) VS WS	9.5	80	145	250	ring	V45466-D 17-B135
1.0/6.5 silver plated wire		2YC(MS)CY 1.0/6.5-75 (Z2/5) VS WS	9.5	80	145	1000	drum	V45466-D 17-B175
1.1/7.3 bare wire	CATWay drop area lKx	2YK2Y 1.1/7.3-75	10.7	74	141	1000	drum	V45466-D 18-B76
1.1/7.3 bare wire	CATWay drop area	2YTK2Y 1.1/7.3-75	10.4	39	110	500	drum	L45466-D 18-B126
1.13/4.8 bare wire	CATWay in-house cable	02YS(ST)CY 1.13/4.8-75 WS	6.8	30	55	500	drum	V45466-D 12-C 25
1.13/4.8 bare wire	CATWay drop area	02YS(ST)C2Y 1.13/4.8-75 WS	6.8	30	46	500	drum	V45466-D 12-C 6
1.13/4.8 bare wire	CATWay FRNC in-house cable	02YS(ST)CH 1.13/4.8-75 WS FRNC	6.8	30	49	500	drum	L45466-D 12-C 56
2x1.13/4.8 bare wire	CATWay FRNC in-house cable	02YS(ST)CH 2x1.13/4.8-75 WS FRNC	5.5	59	99	500	drum	L45466-D 112-C 26
1.2/7.25 tin plated strand	similar to RG11, cold-resistant to – 40°C	2YCY 1.2/7.25-75 LI VZN KF 40	10.3	63	133	2000	drum	V45462-D 18-B 5

Conductor	Annotation	Type designation	Outer- Ø	Copper value	Net weight	Deliv. length	Pack- aging	Order-Number
			mm	kg/km	kg/km	m		
1.23/8.0 bare wire		2YTK2Y 1.23/8.0-75	10.3	41	109	1000	drum	V45466-D 19-B 16
1.23/8.0 bare wire		2YTK2Y2Y 1.23/8.0-75	12.8	41	152	1000	drum	V45466-D 19-B 26
1.23/8.0 bare wire	round wire armouring	2YTK2YB2Y 1.23/8.0-75 SW (R1,4VZK)	16.3	41	490	1000	drum	V45466-D 19-B106
1.30/5.7 bare wire	CATWay in-house cable, series 7	02YS(ST)CY 1.30/5.7-75 WS	8.1	37	77	1000	drum	V45466-D 16-C 25
1.30/5.7 bare wire	CATWay FRNC in-house cable	02YS(ST)CH 1.30/5.7-75 WS FRNC	8.1	37	68	1000	drum	L45466-D 16-C 6
1.45/6.4 silver plated strand	FRNC	02YSCCH 1.45/6.4-75 LI VS SW FRNC	9.2	73	106	1000	drum	V45466-D 17-C 56
1.6/10.0 silver plated wire	steel tape armouring	2YC(MS)CYBY 1.6/10.0-75 VS (2B0,5VZK)	22.6	218	894	1000	drum	V45466-D 21-B 55
1.6/10.0 silver plated wire	flat wire armouring	2YC(MS)CYBY 1.6/10.0-75 VS (F0,8VZK)	22.0	218	895	1000	drum	V45466-D 21-B 65
1.6/10.0 silver plated wire	off shore platform	HC(MS)CH 1.6/10.0-75 (Z2/5) FRNC	16.7	222	430	1000	drum	V45466-D 21-B146
1.6/10.0 silver plated wire	off shore platform flat wire armouring	HC(MS)CHBH 1.6/10.0-75 VS(Z2/5)(F0,8VZK) FRNC	21.9	213	913	1000	drum	V45466-D 21-B156
1.6/10.0 silver plated wire	FTZ-Norm TL 6145-3300	2YC(MS)CY 1.6/10.0 (Z2/5) VS WS	14.8	218	353	1000	drum	V45466-D 5-B 5
1.63/7.2 bare wire	CATWay in-house cable, series 11	02YS(ST)CY 1.63/7.2-75 WS	10.1	55	115	1000	drum	V45466-D 18-C 25
1.63/7.2 bare wire	CATWay FRNC in-house cable	02YS(ST)CH 1.63/7.2-75 WS FRNC	10.1	55	101	1000	drum	L45466-D 18-C 86
1.63/7.2 bare wire	CATWay drop area	02YSTKC2Y 1.63/7.2-75	10.0	57	93	500	drum	L45466-D 18-C 96
2.1/8.8 bare wire	CATWay distribution area NKx	02YSK2Y 2.1/8.8-75	11.3	112	145	500	drum	L45466-D 19-C 66
2.65/10.6 bare wire	CATWay distribution area, corrugated	02YWK2Y 2.65/10.6-75	14.1	155	201	500	drum	L45466-D 21-C 46
3.3/13.5 bare wire	CATWay trunk area QKx	02YSK2Y 3.3/13.5-75	16.8	202	277	500	drum	L45466-D 21-C 36
3.9/15.2 bare wire	CATWay trunk area, corrugated	02YWK2Y 3.9/15.2-75	19.8	259	299	700	drum	L45466-D 22-C146


Coaxial cables – 50 Ω

Coaxial cable 50 Ω

IEEE 802.3, 10BASE2, UL-Style 1354

Type: 02Y(ST)CY 0.95/2.52-50 LI VZN GR

Order-No.: V45466-B 13-C 5



Application

50 Ω cables are commonly used for antennas or systems transmitting and receiving radio communication signals.

Construction

High quality solid copper or a copper clad steel wire is used for the inner conductor.

In principle a distinction is made between a solid PE and cellular PE dielectric.

The cellularisation of the dielectric allows better attenuation values to be achieved compared to the solid PE version, whilst retaining the same dimensions. With modern techniques, a cellularisation level of up to 80 % (in other words up to 80 % air in the dielectric) is possible.

The construction of the outer conductor depends on the required mechanical and electrical characteristics. Multiple shields ensure advanced crosstalk attenuation and screening properties.

The external sheath is made of PE, PVC or FRNC.

Constructions are available in accordance with DIN VDE, EN, IEC and CSA.

Temperature range

PE	– 40 °C up to + 70 °C
PVC	– 20 °C up to + 70 °C
FRNC	– 20 °C up to + 70 °C
FEP	– 90 °C up to + 180 °C

Conductor	Annotation	Type designation	Outer- Ø	Copper value	Net weight	Deliv. length	Pack- aging	Order-Number
			mm	kg/km	kg/km	m		
0.3/0.84 silver plated copperweld strand	RG 178	5YC6Y 0.3/0.84-50 LI STAKU VS BR	1.8	3	10	100	ring	V45462-B 11-F 7
0.48/1.5 bare copperweld strand	UL-Style 1354	2YCY 0.48/1.5-50 LI STAKU	2.5	6	10	500	ring	V45466-B 12-B 55
0.5/1.5 silver plated strand		6YC11Y 0.5/1.5-50 LI VS SW	3.1	7	15	5000	drum	V45466-B 12-G 8
0.5/1.6 silver plated wire	UL-Style 1354 tin filled braid	99Y6Y 0.5/1.6-50 (CM) VS BL	2.4	11	19	250	coil	V45466-B 12-Y 7
8x0.5/1.6	UL-File E119100, shield with tin filled braid	99YY 8x0.5/1.6-50 (CM) VS GR	9.1	90	175	1000	drum	V45466-B 112-Y 5
0.54/1.5 silver plated strand	UL-Style 1999	6YCC6Y 0.54/1.55-50 LI VS BR	3.0	16	24	500	coil	V45466-B 12-G 17
0.9/2.95 tinned strand	UL-Style 1354	2YCY 0.9/2.95-50 LI VZN KF40	5.0	21	37	250	ring	V45462-B 1-B 5
0.9/2.95 tinned strand	similar to RG58	2YCY 0.9/2.95-50 LI VZN	4.9	16	32	3000	drum	V45466-B 13-B 95
0.9/2.95 tinned strand	similar to RG58, trailing cable	2YCY 0.9/2.95 LI VZN	4.9	18	34	2000	drum	V45466-B 13-B135
0.9/2.95 tinned strand	similar to RG58, FRNC	2YCH 0.9/2.95-50 LI VZN FRNC	5.0	22	37	3000	drum	V45466-B 13-B156
0.89/2.95 silver plated wire	similar to RG223, UL-Style 1354,cold-resistant to – 40°C	2YCCY 0.89/2.95-50 VS KF40	5.3	41	53	1000	drum	V45466-B 13-B 5
0.95/2.52 tinned strand	IEEE 802.3, 10BASE2, UL-Style 1354	02Y(ST)CY 0.95/2.52-50 LI VZN GR	4.7	16	31	180	ring	V45466-B 13-C 5
0.95/2.52 tinned strand	IEEE 802.3, 10BASE2, UL-Style 1354	02Y(ST)CY 0.95/2.52-50 LI VZN GR	4.7	16	31	1000	drum	V45466-B 13-C 5-L7
1.0/2.95 silver plated copperweld wire	similar to RG142	5YCC6Y 1.0/2.95-50 STAKU VS BR	5.0	34	62	100	ring	V45461-B 13-F 7
2.25/7.2 bare strand	similar to RG213, cold-resistant to – 40°C	2YCY 2.25/7.25-50 LI KF40	10.3	87	150	100	ring	V45462-B 2-B 5
2.25/7.2 silver plated strand	similar to RG214, UL-Style 1354,cold-resistant to – 40 °C	2YCCY 2.25/7.25-50 LI VS KF40	10.8	129	189	100	ring	V45462-B 2-B 15
2.25/7.2 silver plated strand	similar to RG214, UL-Style 1354,cold-resistant to – 40 °C	2YCCY 2.25/7.25-50 LI VS KF40	10.8	129	189	1000	drum	V45462-B 2-B 15-L7
2.8/7.3 bare strand	> 1.5 Mio bends	02YCC11Y 2.8/7.3-50 LI	10.7	110	157	1500	drum	V45466-B 18-C 8
2.8/7.3 silver plated strand		02YC(ST)CH 2.8/7.3-50 LI VS	10.7	144	198	1500	drum	V45466-B 18-C 16
2.75/7.2 silver plated wire	mobile communications	02YS(ST)CY 2.75/7.2-75 ALCU	10.3	34	109	1000	drum	L45466-B18-C15

Coaxial cables, special constructions

Hybrid coaxial cable 75 Ω


camera cable

Type: 02YSCH 0.8/3.5-75

LIH 3x1x1.5

LIH H 2x2x0.56 PIMF FRNC GN

Order-No.: V45466-D 114-W 6



Application

50 – 95 Ω cables are commonly used for data transmission systems.

Construction

High quality solid copper or a copper clad steel wire is used for the inner conductor.

The dielectric comprises of solid PE, foamed PE or foamed FEP.

The construction of the outer conductor depends on the required mechanical and electrical characteristics. In order to ensure advanced crosstalk attenuation and screening properties cables with multiple shields or a welded copper tube are used.

In addition to the coaxial elements the cables consist of additional control cores.

The external sheath is made of PVC or FRNC.

Constructions are available in accordance with DIN VDE, EN, IEC and CSA.

Temperature range

PE	– 40 °C up to + 70 °C
PVC	– 20 °C up to + 70 °C
FRNC	– 20 °C up to + 70 °C
FEP	– 90 °C up to + 180 °C

Conductor	Annotation	Type designation	Outer- Ø	Copper value	Net weight	Deliv. length	Pack- aging	Order-Number
			mm	kg/km	kg/km	m		
4x0.2/0.6 coax 50 Ω	UL-Style 20689	6YC6Y 4x0.2/0.6-50	7.2	42	82	1000	drum	V45466-B 111-W 8
1.4/4.8 hybrid coax 50 Ω	cold-resistant to - 40 °C	2YC(ST)2Y 1.4/4.8-50 LI2Y 5x1x2.5 LI2Y CY 4x4x0.25 GN KF40	17.8	306	482	500	drum	V45466-B 15-B 5
4x0.24/0.65 hybrid coax 50 Ω	UL-Style 4437	LI6YD6Y 4x1x0.24/0.65-50 VS 7Y 3x1x0.09 VS 7Y 4x1x0.15 VS LLK-6Y C2G 1x2.95/3.6 WS	8.4	40	97	500	drum	V45466-B 111-W 9
0.48/1.5 hybrid coax 50 Ω	UL-Style 20433 A	2YCY 0.48/1.5-50 LI LI7YCY 1x2x0.24 VS LI7Y CY 1x7x0.24 VS	9.2	70	131	1000	drum	V45466-B 212-W 15
7x0.5/1.5 hybrid coax 50 Ω		99YC6Y 7x0.5/1.5-50 LI STAKU VS LI7Y C11Y 14x1x0.22 VS	12.2	128	243	500	drum	V45466-B 212-W 19
0.48/1.15 hybrid coax 50 Ω	UL-Style 2560	02YCY 0.48/1.15-50 LI LIY 1x1x0.96 LIY 1x1x0.61 LIY CY 1x1x0.15 VZN GR NC	6.1	39	63	2000	drum	V45466-B 712-W 5
0.5/1.50 hybrid coax 50 Ω	UL-Style 20689	6YC7Y 0.5/1.50-50 LI LI7Y D11Y 13x1x0.09 VS GR	7.0	33	74	1000	drum	V45466-B1112-W 8
0.6/1.80 hybrid coax 50 Ω	UL-Style 20689	6YC 0.6/1.80-50 LI LI7Y C11Y 13x1x0.09 VS GR	6.9	42	79	1000	drum	V45466-B1112-W 18
2x0.6/1.8 hybrid coax 50 Ω	UL-Style 20689	6YC7Y 2x0.6/1.8-50 LI LI7Y 2x7x0.09 LI7Y D11Y 11x1x0.09 VS GR	9.5	74	144	1000	drum	V45466-B1112-W 28
1.0/4.5 coax 60 Ω		2YCY 1.0/4.5-60 LI BLW SW	6.0	25	48	100	ring	V45466-C 12-B 5
1.0/4.5 coax 60 Ω		2YCY 1.0/4.5-60 LI WS	6.0	25	48	100	ring	V45462-C 2-B 15
3.0/9.1 coax 60 Ω		02YSCY 3.0/9.1-60 LI BL	15.3	115	282	1000	drum	L45466-C 20-C 5
0.74/4.8 coax 70 Ω	Low-Noise-Coax	(HS)2Y(HS)TKC2Y 0.74/4.8-70	8.4	19	65	100	coil	V45466-Y 15-B 66
3x0.19/0.75 hybrid coax 75 Ω	Micro-Coax	05YD6Y 3x0.19/0.70 -75 LI VS LI7Y C2G 22x0.06 VZN GR	7.2	30	57	1000	drum	V45466-D 111-W 9
0.19/0.75 hybrid coax 75 Ω	UL-Style 4437, Micro-Coax	05YD6Y 0.19/0.70-75 LI VS LI7Y (ST)C2G 17x1x0.06 VZN WS	7.2	27	65	1000	drum	V45466-D 111-W 19
3x0.22/0.8 hybrid coax 75 Ω	UL-Style 4437, Micro-Coax	05YD6Y 3x0.22/0.80-75 LI 7Y (ST)C2G 22x0.06 GR	7.2	30	69	1000	drum	V45466-D 111-W 29

Conductor	Annotation	Type designation	Outer- Ø	Copper value	Net weight	Deliv. length	Pack- aging	Order-Number
			mm	kg/km	kg/km	m		
0.39/1.6 hybrid coax 75 Ω	UL-Style 2343, cold-resistant to – 20°C	06YC99YC7Y 0.39/1.65-75 LI VS LI7YC6Y 4x2x0.14 VS LI7YC6Y 4x2x0.14 VS LI7Y 6x1x0.62 VS LI7Y 3x1x0.24 VS LI7Y 6x1x0.96 VS LI7Y CY 6x1x0.96 VS GNGE	16.5	288	466	500	drum	V45466-D 112-W 15
0.39/1.65 hybrid coax 75 Ω	UL-Style 20353	06YC99YC7Y 0.39/1.65-75 LI VS LI7YD7YC7Y 1x3x0.62 VS LI7YC7Y 7x1x0.24 VS LI7YC7Y 4x1x0.15 VS LI7YC7Y 2x1x0.15 VS/2x1x0.38 VS LI7YC7Y 2x1x0.15 VS LI7Y 2x1x0.62 VS LI7Y 4x1x0.24 VS LI7Y 2x1x0.38 VS LI7Y C6Y 4x1x0.15 VS GR	13.9	207	374	500	drum	V45466-D 112-W 18
0.5/2.4 hybrid coax 75 Ω	camera cable	02YC12Y 0.5/2.4-75 LI LI12Y 2x0.25 VZN LI12Y C11Y 2x0.14 VZN PETROL	7.0	40	70	1000	drum	V45466-D 113-W 8
0.73/3.7 hybrid coax 75 Ω		02YS(ST)C 0.73/3.7-75 2Y Y 1x0.6/1.2 WS	5.8	17	39	1000	drum	V45466-D 114-W 15
0.8/3.5 hybrid coax 75 Ω	FRNC	02YS(ST)C 0.8/3.5-75 H H 1x0.6/1.2 WS FRNC	5.8	13	36	2000	drum	V45466-D 114-W 16
0.8/3.5 hybrid coax 75 Ω	FRNC	02YS(ST)C 0.8/3.5-75 H H 1x0.6/1.2 WS FRNC	5.8	13	36	1000	drum	V45466-D 114-W 16-L7
0.8/3.5 hybrid coax 75 Ω	FRNC, camera cable with maritime approval	02YSCH 0.8/3.5-75 LIH 3x1x1.5 LIH H 2x2x0.56 PIMF FRNC	11.3	93	146	1000	drum	V45466-D 114-W 26
0.3/1.6 hybrid coax 75 Ω		6Y(ST)CY 0.3/1.6-75 STAKU LI VS LI9Y 6x1x0.14 LI9Y 2x1x0.25 LI9Y 11Y 2x1x0.14 (C) GRWS	6.6	23	50	2000	drum	V45466-D 212-W 18
0.3/1.6 hybrid coax 75 Ω		6YCY 0.3/1.6 STAKU LI VS LI9Y 14x1x0.14 LI9Y 11Y 4x1x0.25 GRWS	8.3	37	85	1500	drum	V45466-D 212-W 8
3x0.3/1.7 hybrid coax 75 Ω		2YCY 3x0.3/1.7 LI LIYCY Y 5x1x0.06 GRWS	8.0	29	75	1000	drum	V45466-D 412-W 8

Conductor	Annotation	Type designation	Outer- Ø	Copper value	Net weight	Deliv. length	Pack- aging	Order-Number
			mm	kg/km	kg/km	m		
0.7/4.4 hybrid coax 75 Ω		2YCY 0.7/4.4-75 LI LIYY-Z 1x3x0.75 LIYY-Z 2Y 2x7x0.18 VZN GR	15.1	76	205	500	drum	V45466-D 415-W 16
5x0.39/1.6 hybrid coax 75 Ω	UL-Style 2571	06YC6Y 5x0.39/1.6-75 LI LI99Y 1x3x0.5 LI99Y 2x7x0.14 LI99Y CY 7x1x0.14 GR	11.7	138	244	1000	drum	V45466-D 512-W 5
0.5/3.0 hybrid coax 75 Ω		2YCY 0.5/3.0-75 Y Y 3x1x1.4	13.0	61	218	500	drum	V45466-D 514-W 5
2x0.6/3.7 hybrid coax 75 Ω	UL-Style 2490	2YCYCY 2x0.6/3.7-75 LI VZN LIY-J 2x1x3.0 LIY-J 1x1x1.5 LIY-Z 2x1x1.5 LIY 4x1x0.75 LIYCY Y 9x1x0.24 VZN GR	20.0	312	597	400	drum	V45466-D 914-W 45
6x0.3/1.3 hybrid coax 75 Ω	UL-Style 20745	06YC6Y 6x0.3/1.3-75 STAKU 7Y 1x4x0.09 VZN 7Y C11Y 6x1x0.09 VZN GR	8.1	62	109	1000	drum	V45466-D1612-W 8
0.4/2.1 hybrid coax 75 Ω	UL-Style 20351, CSA	6YC6YC6Y 0.4/2.1-75 LI LI6YC7Y 1x2x0.38 LI7Y 12x1x0.38 LI7Y 3x2x0.24 LI7Y C11Y 2x1x0.24 VZN GR	11.8	143	232	1000	drum	V45466-D1813-W 8
20x0.25/1.6 coax 92 Ω	UL-Style 20761	02YSCY Y 20x0.25/1.6-92 VZN GR	14.0	122	241	1000	drum	V45466-E 212-C 5
20x0.4/2.6 multi coax with disc-tube- dielectric 95 Ω	UL-Style 20579 B	2YHOCYY 20x0.4/2.6-95 BL VZN	20.5	235	457	1000	drum	V45460-E 613-B 5
0.45/5.5 coax 120 Ω		02Y(ST)CY 0.45/5.5-120 LI GR	7.7	24	79	250	ring	V45462-F 1-C 5

Balanced pair cables – 120 Ω

Balanced pair 120 Ω

Type: 02YS(ST)Y 2x2x0.4/1.0-120
GR PIMF

Order-No.: V45467-F 14-C 85



Application

Transmission of telecommunications signals up to 20 MHz. The cables are used in switches or digital systems.
For fixed installation or moderate movement.

Construction

The construction varies in accordance with the electrical and mechanical requirements. In order to ensure advanced crosstalk attenuation (e.g. in case of great level differences) cables with special shield constructions are used.

Constructions are available in accordance with DIN VDE, UL and CSA.

Temperature range

– 20 °C up to + 70 °C

Conductor	Annotation	Type designation	Outer- Ø	Copper value	Net weight	Deliv. length	Pack- aging	Order-Number
			mm	kg/km	kg/km	m		
1 x wire Ø 0.4	FTZ-Norm TL 6145-3101	02YS(ST)Y 1x2x0.4/1.0-120 VZN GR	2.8	4	8	250	cone	V45467-F 14-C 25
1 x wire Ø 0.4	FTZ-Norm TL 6145-3101	02YS(ST)Y 1x2x0.4/1.0-120 VZN GR	2.8	4	8	500	coil	V45467-F 14-C 25-L6
1 x wire Ø 0.4	FTZ-Norm TL 6145-3101, WS/BR	02YS(ST)Y 1x2x0.4/1.0-120 VZN GR	2.8	4	8	1500	coil	V45467-F 14-C 25-L2
1 x wire Ø 0.4	with braid	02YS(ST)CY 1x2x0.4/1.0-120 VZN GR	3.5	11	17	2000	drum	V45467-F 14-C 65
1 x wire Ø 0.4	FTZ-Norm TL 6145-3101, WS/GN	02YS(ST)Y 1x2x0.4/1.0-120 VZN GR	2.8	4	8	250	cone	V45467-F 14-C 35
1 x wire Ø 0.4	FTZ-Norm TL 6145-3101, WS/BL	02YS(ST)Y 1x2x0.4/1.0-120 VZN GR	2.8	4	8	250	cone	V45467-F 14-C 55
1 x wire Ø 0.4	FRNC	02YS(ST)H 1x2x0.4/1.0 VZN GR FRNC	2.8	4	8	250	cone	V45467-F 14-C 6
2 x wire Ø 0.4		02YS(ST)Y 2x2x0.4/1.0-120 GR PIMF	6.2	10	41	2000	drum	V45467-F 14-C 85
4 x wire Ø 0.4		02YSY Y 4x2x0.4/1.0 VZN PIMF GR	8.3	16	59	1000	drum	V45467-F 14-C 75
2 x wire Ø 0.4	UL-File E119100	06Y(ST)CCY 2x0.4/1.0-120 VS FR GR	3.8	20	27	2000	drum	V45467-F 14-N 5
8 x wire Ø 0.4	FRNC	09YSCH 8x2x0.4/1.0-120 (C) GR FRNC	9.8	136	159	1000	drum	L45467-F 214-C 6
8 x wire Ø 0.4	UL SUBJ 444 TYPE CMR	06YCY 8x2x0.4/1.0-120 (C) VS GR FR	9.8	136	183	500	drum	V45467-F 214-N 5
8 x wire Ø 0.4	UL-File E119100	06Y 8x2x0.4/1.0-120 (C) VS 06YY CY 1x2x0.4/1.0-120 (C) VS GR FR	11.3	156	219	1000	drum	V45467-F 114-N 15
2 x wire Ø 0.4		02YS(ST)CY 2x2x0.4/0.8-120 GR	4.5	12	27	2000	drum	V45467-F 114-C 5
2 x wire Ø 0.4		02YS(ST)CY 2x2x0.4/0.8-120 GR	4.5	12	27	3500	drum	V45467-F 114-C 5-M3
4 x wire Ø 0.4		02YS(ST)CY 4x2x0.4/0.8-120 GR	6.5	33	58	1000	drum	V45467-F 214-C 25
8 x wire Ø 0.4	UL-Style 2835A	02YS(ST)CY 8x2x0.4/0.8-120 GR	6.9	47	73	1000	drum	V45467-F 214-C 15
8 x wire Ø 0.4	UL-Style 2835A	02YS(ST)CY 8x2x0.4/0.8-120 GR	6.9	47	73	2000	drum	V45467-F 214-C 15-L8
8 x wire Ø 0.4	UL-Style 2835A	02YS(ST)CY 8x2x0.4/0.8-120 GR	6.9	47	73	3000	drum	V45467-F 214-C 15-M1
8 x wire Ø 0.4	UL-Style 2835A	02YS(ST)CY 8x2x0.4/0.8-120 GR	6.9	47	73	4000	drum	V45467-F 214-C 15-M3
1 x wire Ø 0.5	FTZ-Norm TL 6145-3101	2Y(ST)Y 1x2x0.5/1.5 -120 VZN GR	4.4	6	21	250	ring	V45467-F 15-B 45
1 x wire Ø 0.5		2YD(MS)Y 1x2x0.5/1.5 VZN WS	4.7	14	34	250	ring	V45467-F 1-B 15
8 x wire Ø 0.5		09YS(ST)C2Y 8x2x0.5/1.1-120 VZN	10.6	71	126	1000	drum	V45467-F 115-C 6
2 x strand	UL SUBJ 444 TYPE CMR, CSA STAND. C22.2 NO 214-M90	06Y(ST)CY 2x2x0.5/1.2 (C) LI VS GRAU	6.5	38	61	1000	drum	V45467-F 114-N 5
1 x wire Ø 0.6	FTZ-Norm TL 6145-3101	09YS(ST)CY 1x2x0.6/1.2-120 VZN GR	5.7	32	49	1000	drum	V45467-F 16-Y 5
2 x wire Ø 0.6	FTZ-Norm TL 6145-3101	09YS(ST)CY 2x2x0.6/1.2-120 VZN GR	5.7	32	49	1000	drum	V45467-F 116-Y 5
2 x wire Ø 0.6	FTZ-Norm TL 6145-3101	09YS(ST)CY 2x2x0.6/1.2-120 VZN GR	5.7	32	49	250	ring	V45467-F 116-Y 5-F5
2 x wire Ø 0.6	FRNC	09YS(ST)CH 2x2x0.6/1.2-120 VZN FRNC	5.7	32	46	2000	drum	L45467-F 116-C 16
4 x wire Ø 0.6	UL SUBJ 444	06Y(ST)CY 4x2x0.6/1.2-120 FR GR VS	7.7	53	88	1000	drum	V45467-F 116-N 15
4 x wire Ø 0.6	FRNC	09YS(ST)CH 4x2x0.6/1.2-120 GR FRNC	8.3	50	80	2000	drum	L45467-F 116-C 6
8 x wire Ø 0.6	UL SUBJ 444 TYPE CMR	06Y(ST)CY 8x2x0.6/1.2-120 GR FR VS	9.3	86	132	500	drum	V45467-F 216-N 15
8 x wire Ø 0.6	UL SUBJ 444 TYPE CMR	06Y(ST)CCY 8x2x0.6/1.2-120 VS FR GR	9.9	136	179	500	drum	V45467-F 216-N 5
1 x wire Ø 0.8	PCM cable	02YCY 1x2x0.8/2.1 -120 VZN GE	6.4	30	53	1000	drum	V45467-F 18-C 5
1 x wire Ø 0.8	PCM cable rodent protection	02YCYB2Y 1x2x0.8/2.1-120 (2B0.1VZK)	9.6	33	118	1000	drum	V45467-F 18-C 6
6 x wire Ø 0.8	PCM-cable, 16 m² grounding	02YCY 6x2x0.8/2.1-120 LIY Y-J 1x1x16.0 GE	23.7	335	645	500	drum	V45467-F 118-W 5
1 x strand	FRNC	02YSCH 1x2x1.1/2.5-120 LI SW FRNC	7.8	45	78	2000	drum	V45467-F 20-C 6

Balanced pair cables – 150 Ω

Balanced pair 150 Ω

Type: 02YCY 2x2x0.64/2.55-150

PIMF FR KF40

Order-No.: V45467-G 16-C 15



Application

Transmission of telecommunications signals up to 20 MHz. The cables are used in switches or digital systems. For fixed installation or moderate movement.

Construction

The construction varies in accordance with the electrical and mechanical requirements. In order to ensure advanced crosstalk attenuation (e.g. in case of great level differences) cables with special shield constructions are used.

Constructions are available in accordance with DIN VDE, UL and CSA.

Temperature range

– 20 °C up to + 70 °C

Conductor	Annotation	Type designation	Outer- Ø	Copper value	Net weight	Deliv. length	Pack- aging	Order-Number
			mm	kg/km	kg/km	m		
4 x strand	IBM PART NO. 4716743, TYP 6 NP	02YCY 2x2x0.48/1.86 LI PIMF	8.6	28	74	500	drum	V45467-G 14-C 5
2 x wire Ø 0.5	FTZ-Norm TL 6145-3101	2YDD(MS)Y 1x2x0.5/2.2-150 VZN WS	7.1	37	76	250	ring	V45467-G 1-B 5
2 x wire Ø 0.5	FRNC	2YC(MS)CH 1x2x0.5/2.2-150 VZN FRNC	7.6	41	77	1000	drum	L45467-G 15-B 16
2 x wire Ø 0.5	FTZ-Norm TL 6145-3101	2Y(ST)Y 1x2x0.5/2.2-150 VZN GR	6.3	7	36	250	ring	V45467-G 15-B 25
2 x wire Ø 0.5		2Y(ST)Y 1x2x0.5/2.2-150 VZN GR	6.3	7	38	1000	drum	V45467-G 15-B 25-L7
2 x wire Ø 0.5		2YC(MS)CY 1x2x0.5/2.2-150 VZN WS	7.6	41	81	1000	drum	V45467-G 15-B 35
2 x wire Ø 0.64	cold-resistant to – 40°C	02YS(ST)CY2Y 1x2x0.64/2.55-150 KF40	10.3	20	83	3000	drum	V45467-G 16-C 46
2 x wire Ø 0.64		02Y(ST)CH 1x2x0.64/2.55-150 FRNC	7.6	20	52	1000	drum	V45467-G 16-C136
4 x wire Ø 0.64	IBM 4716748, UL-File E119100	02YCY 2x2x0.64/2.55-150 PIMF FR KF40	10.8	39	87	1000	drum	V45467-G 16-C 15

Balanced pair cables, special constructions



Balanced pair 110 Ω

Type: **02YCH(L)2Y 1x2x1.6/3.1-110
LI NC SW**

Order-No.: **V45467-Y 23-C 16**

Application

Transmission of telecommunications signals up to 20 MHz. The cables are used in switches or digital systems.
For fixed installation or moderate movement.

Construction

The construction varies in accordance with the electrical and mechanical requirements. In order to ensure advanced crosstalk attenuation (e.g. in case of great level differences) cables with special shield constructions are used.

Constructions are available in accordance with DIN VDE, UL and CSA.

Temperature range

– 20 °C to + 70 °C

Conductor	Annotation	Type designation	Outer- Ø	Copper value	Net weight	Deliv. length	Pack- aging	Order-Number
			mm	kg/km	kg/km	m		
2 x strand	balanced pair 78 Ω, UL-Style 2092	2YCY 1x2x0.96/2.0-78 LI VZN	6.1	36	56	2000	drum	V45467-Y 19-B 15-L8
36 x wire Ø 0.4	balanced pair 100 Ω,	2Y(ST)CY 18x2x0.4/0.8-100 GR	9.0	62	109	2000	drum	V45467-Y 14-B 5
12 x wire Ø 0.4	balanced pair 100 Ω,	2Y(ST)CY 6x2x0.4/0.8-100 GR	4.9	26	48	2000	drum	V45467-Y 14-B 15
2 x strand	balanced pair 110 Ω, FRNC	2YC(L)H 1x2x0.94/1.8-110 LI FRNC BL	10.0	37	128	1000	drum	V45467-Y 15-B 6
2 x strand	balanced pair 110 Ω, NC, laminated sheath	02YCH(L)2Y 1x2x1.6/3.1-110 LI NC SW	12.8	58	179	2000	drum	V45467-Y 23-C 16
12 x wire Ø 0.4	balanced pair 110 Ω, FR	06Y(ST)YCY 6x2x0.4/0.8-110 BD VS FR	8.5	38	83	1250	drum	V45467-Y 114-N 5
36 x wire Ø 0.4	balanced pair 110 Ω, FR	06Y(ST)YCY 18x2x0.4/0.8-110 BD VS FR	9.8	90	145	1000	drum	V45467-Y 214-N 5
2 x strand	balanced pair 125 Ω, – 55 to + 125 °C	06YC6Y 1x2x0.38/0.8-125 LI WS	2.7	8	14	2000	drum	L45467-F 15-N 7

Quality and environment

LEONI quality management

A consistently high level of quality is vital for our products. This means that the entire process at LEONI – from a product's planning to its completion – is constantly monitored.

Our quality management system is certified in accordance with DIN/ISO 9001:2000 and is updated permanently.

Environment-friendly and safe

Of course, halogen-free versions of a great number of the cables in our range are also available. This does reduce the strain in the environment, it also means less smoke and corrosive emissions in the case of a fire – for your safety.

LEONI environmental management

For us, business success with ecological responsibility is not a contradiction in terms. Because of this, environmental protection is an intrinsic element of our corporate activities. Our environment management system is certified as complying with DIN EN ISO 14001, confirming that our environment policy is effectively implemented.



LEONI Special Cables GmbH

Eschstrasse 1

26169 Friesoythe

Germany

Phone +49 (0)4491-292-292

Fax +49 (0)4491-292-169

E-mail info@lsc.leoni.com

www.leoni-special-cables.com